

Circle/Square and Triangle Saccades

Purpose: To develop saccades along with visual discrimination, and visually guided speed and precision. The Triangle sheet also works to develop fast, accurate recognition of visual direction.

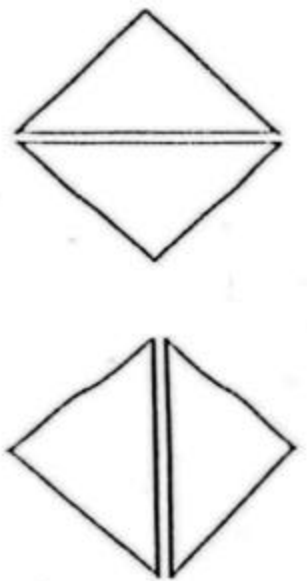
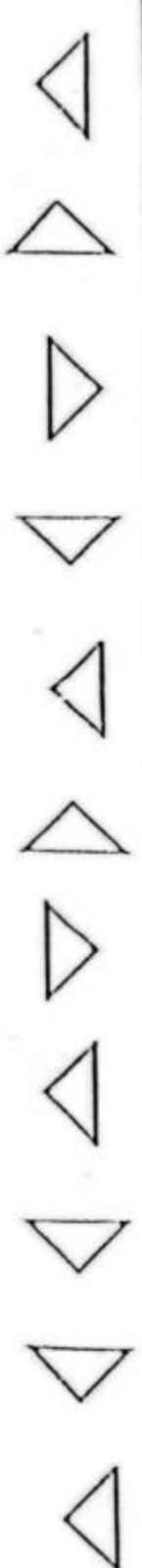
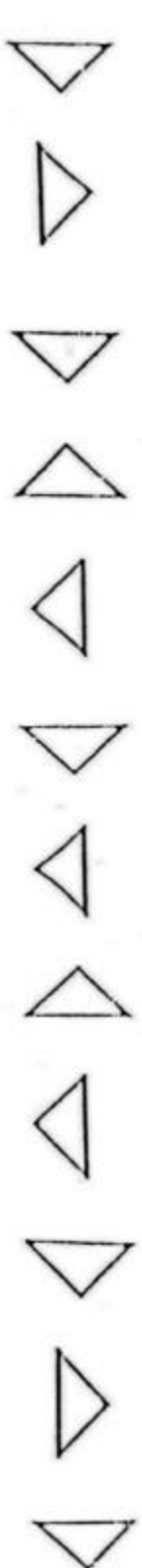
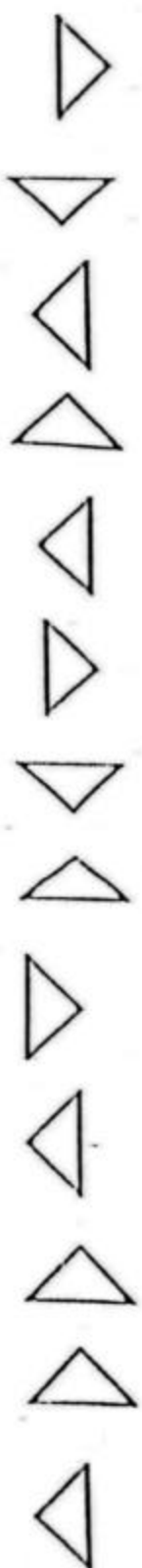
Materials: Work sheets and metronome.

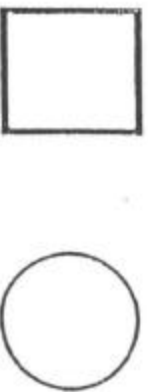

Procedure:

1. Patient will be reading across text of work sheet from left to right as in reading.
2. For each symbol in text, the patient touches it then the corresponding reference symbol at the bottom of the page.
3. This is first done with the dominant hand, then the non-dominant hand, then alternating hands.
4. Add the metronome as the patient can complete it with minimal errors.
5. When the Circle/Square sheet can be completed without hesitation go to the Triangle sheet.

Goals:

1. To be able to accurately hit the center of each target.
2. To keep their place using periphery.
3. To do with left, right, and alternating hand patterns with the metronome.
4. To be able to complete the Triangle sheet without directional confusion.





UNIVERSITY OPTOMETRIC CENTER
Vision Training Clinical Services

Visual Motor Series - Form C
CS114-379